

Ross Valley Fire Dept

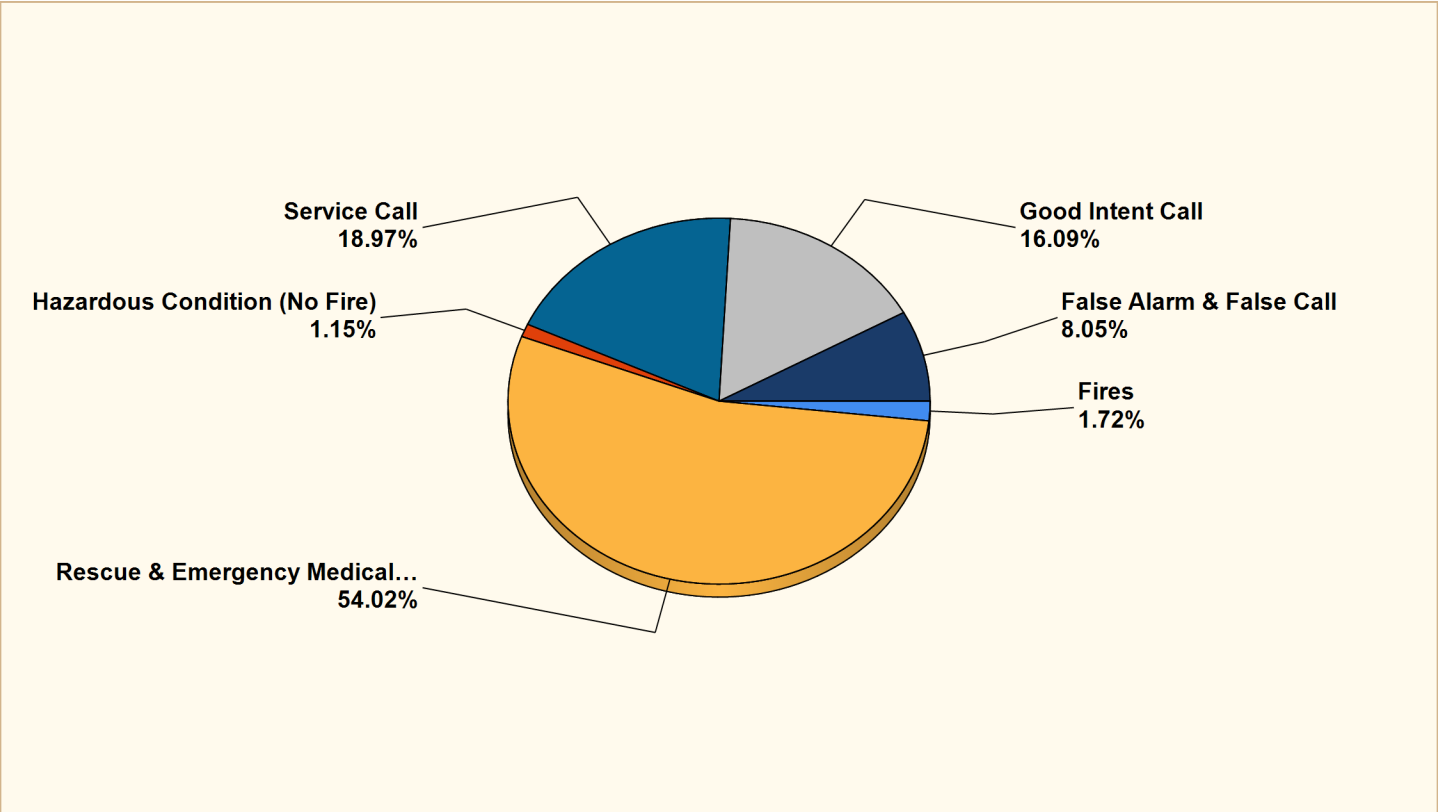
San Anselmo, CA

This report was generated on 8/1/2024 4:18:58 PM



Breakdown by Major Incident Types for Date Range

Zone(s): All Zones | Start Date: 07/01/2024 | End Date: 07/31/2024



MAJOR INCIDENT TYPE	# INCIDENTS	% of TOTAL
Fires	3	1.72%
Rescue & Emergency Medical Service	94	54.02%
Hazardous Condition (No Fire)	2	1.15%
Service Call	33	18.97%
Good Intent Call	28	16.09%
False Alarm & False Call	14	8.05%
TOTAL	174	100%

Only REVIEWED and/or LOCKED IMPORTED incidents are included. Summary results for a major incident type are not displayed if the count is zero.



EMERGENCY
REPORTING

emergencyreporting.com

Doc Id: 553

Page # 1 of 2

Item 3b

Page 1 of 12

Detailed Breakdown by Incident Type

INCIDENT TYPE	# INCIDENTS	% of TOTAL
140 - Natural vegetation fire, other	1	0.57%
150 - Outside rubbish fire, other	2	1.15%
321 - EMS call, excluding vehicle accident with injury	90	51.72%
322 - Motor vehicle accident with injuries	3	1.72%
323 - Motor vehicle/pedestrian accident (MV Ped)	1	0.57%
444 - Power line down	2	1.15%
520 - Water problem, other	1	0.57%
522 - Water or steam leak	1	0.57%
550 - Public service assistance, other	6	3.45%
551 - Assist police or other governmental agency	1	0.57%
553 - Public service	13	7.47%
554 - Assist invalid	7	4.02%
571 - Cover assignment, standby, moveup	4	2.3%
600 - Good intent call, other	1	0.57%
611 - Dispatched & cancelled en route	14	8.05%
621 - Wrong location	1	0.57%
622 - No incident found on arrival at dispatch address	6	3.45%
651 - Smoke scare, odor of smoke	6	3.45%
730 - System malfunction, other	1	0.57%
733 - Smoke detector activation due to malfunction	1	0.57%
735 - Alarm system sounded due to malfunction	3	1.72%
736 - CO detector activation due to malfunction	1	0.57%
740 - Unintentional transmission of alarm, other	1	0.57%
744 - Detector activation, no fire - unintentional	3	1.72%
745 - Alarm system activation, no fire - unintentional	4	2.3%
TOTAL INCIDENTS:	174	100%

Only REVIEWED and/or LOCKED IMPORTED incidents are included. Summary results for a major incident type are not displayed if the count is zero.



emergencyreporting.com

Doc Id: 553

Page # 2 of 2

Item 3b

Page 2 of 12

Ross Valley Fire Dept

San Anselmo, CA

This report was generated on 8/1/2024 4:19:41 PM



Incident Type Count per Station for Date Range

Start Date: 07/01/2024 | End Date: 07/31/2024

INCIDENT TYPE	# INCIDENTS
Station: 18 - STATION 18 - Ross	
321 - EMS call, excluding vehicle accident with injury	10
322 - Motor vehicle accident with injuries	2
550 - Public service assistance, other	2
553 - Public service	3
554 - Assist invalid	4
571 - Cover assignment, standby, moveup	1
611 - Dispatched & cancelled en route	6
735 - Alarm system sounded due to malfunction	1
745 - Alarm system activation, no fire - unintentional	1

Incidents for 18 - Station 18 : 30

Station: 19 - STATION 19 - San Anselmo	
150 - Outside rubbish fire, other	1
321 - EMS call, excluding vehicle accident with injury	28
522 - Water or steam leak	1
550 - Public service assistance, other	1
553 - Public service	3
554 - Assist invalid	1
571 - Cover assignment, standby, moveup	2
611 - Dispatched & cancelled en route	1
621 - Wrong location	1
622 - No incident found on arrival at dispatch address	4
730 - System malfunction, other	1
735 - Alarm system sounded due to malfunction	1
744 - Detector activation, no fire - unintentional	3
745 - Alarm system activation, no fire - unintentional	1

Incidents for 19 - Station 19: 49

Station: 20 - STATION 20 - Sleepy Hollow	
150 - Outside rubbish fire, other	1
321 - EMS call, excluding vehicle accident with injury	15
520 - Water problem, other	1
553 - Public service	2
554 - Assist invalid	1
611 - Dispatched & cancelled en route	3
622 - No incident found on arrival at dispatch address	1

Only REVIEWED incidents included.



emergencyreporting.com
Doc Id: 857
Page # 1 of 2

INCIDENT TYPE	# INCIDENTS
651 - Smoke scare, odor of smoke	1
733 - Smoke detector activation due to malfunction	1
740 - Unintentional transmission of alarm, other	1
745 - Alarm system activation, no fire - unintentional	1

Incidents for 20 - Station 20:

28

Station: 21 - STATION 21 - Fairfax	
140 - Natural vegetation fire, other	1
321 - EMS call, excluding vehicle accident with injury	37
322 - Motor vehicle accident with injuries	1
323 - Motor vehicle/pedestrian accident (MV Ped)	1
444 - Power line down	2
550 - Public service assistance, other	3
551 - Assist police or other governmental agency	1
553 - Public service	5
554 - Assist invalid	1
571 - Cover assignment, standby, moveup	1
600 - Good intent call, other	1
611 - Dispatched & cancelled en route	4
622 - No incident found on arrival at dispatch address	1
651 - Smoke scare, odor of smoke	5
735 - Alarm system sounded due to malfunction	1
736 - CO detector activation due to malfunction	1
745 - Alarm system activation, no fire - unintentional	1

Incidents for 21 - Station 21:

67

Only REVIEWED incidents included.



emergencyreporting.com
Doc Id: 857
Page # 2 of 2

Ross Valley Fire Dept

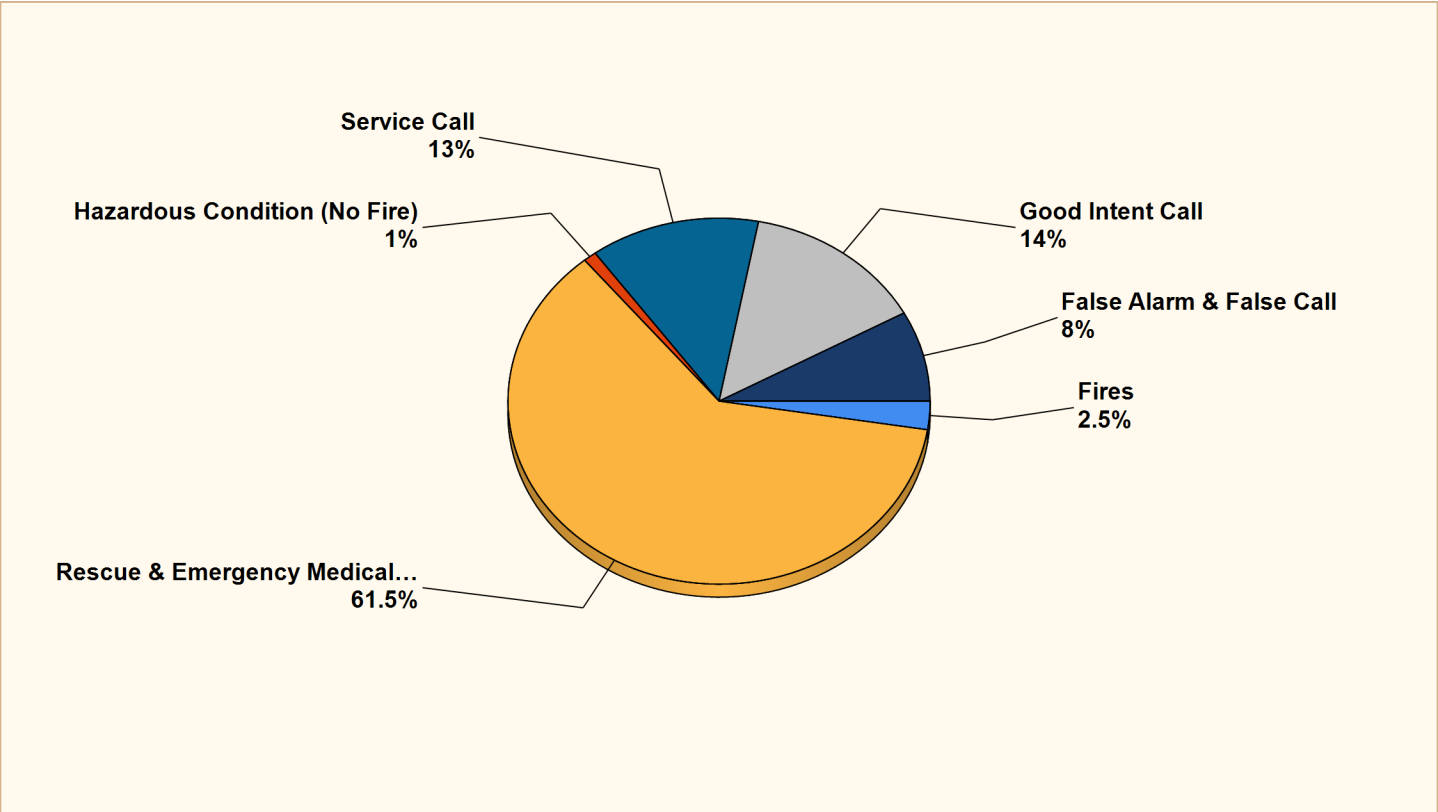
San Anselmo, CA

This report was generated on 10/1/2024 8:27:03 AM



Breakdown by Major Incident Types for Date Range

Zone(s): All Zones | Start Date: 08/01/2024 | End Date: 08/31/2024



MAJOR INCIDENT TYPE	# INCIDENTS	% of TOTAL
Fires	5	2.5%
Rescue & Emergency Medical Service	123	61.5%
Hazardous Condition (No Fire)	2	1%
Service Call	26	13%
Good Intent Call	28	14%
False Alarm & False Call	16	8%
TOTAL	200	100%

Only REVIEWED and/or LOCKED IMPORTED incidents are included. Summary results for a major incident type are not displayed if the count is zero.



EMERGENCY REPORTING

emergencyreporting.com

Doc Id: 553

Page # 1 of 2

Item 3b

Page 5 of 12

Detailed Breakdown by Incident Type

INCIDENT TYPE	# INCIDENTS	% of TOTAL
113 - Cooking fire, confined to container	2	1%
140 - Natural vegetation fire, other	1	0.5%
150 - Outside rubbish fire, other	2	1%
321 - EMS call, excluding vehicle accident with injury	118	59%
322 - Motor vehicle accident with injuries	3	1.5%
323 - Motor vehicle/pedestrian accident (MV Ped)	1	0.5%
324 - Motor vehicle accident with no injuries.	1	0.5%
411 - Gasoline or other flammable liquid spill	1	0.5%
444 - Power line down	1	0.5%
550 - Public service assistance, other	2	1%
551 - Assist police or other governmental agency	1	0.5%
553 - Public service	10	5%
554 - Assist invalid	7	3.5%
561 - Unauthorized burning	1	0.5%
571 - Cover assignment, standby, moveup	5	2.5%
600 - Good intent call, other	1	0.5%
611 - Dispatched & cancelled en route	17	8.5%
621 - Wrong location	1	0.5%
622 - No incident found on arrival at dispatch address	5	2.5%
651 - Smoke scare, odor of smoke	4	2%
700 - False alarm or false call, other	1	0.5%
730 - System malfunction, other	2	1%
733 - Smoke detector activation due to malfunction	3	1.5%
734 - Heat detector activation due to malfunction	1	0.5%
735 - Alarm system sounded due to malfunction	3	1.5%
736 - CO detector activation due to malfunction	1	0.5%
743 - Smoke detector activation, no fire - unintentional	3	1.5%
744 - Detector activation, no fire - unintentional	1	0.5%
745 - Alarm system activation, no fire - unintentional	1	0.5%
TOTAL INCIDENTS:	200	100%

Only REVIEWED and/or LOCKED IMPORTED incidents are included. Summary results for a major incident type are not displayed if the count is zero.



emergencyreporting.com

Doc Id: 553

Page # 2 of 2

Item 3b

Page 6 of 12

Ross Valley Fire Dept

San Anselmo, CA

This report was generated on 10/1/2024 8:28:06 AM



Incident Type Count per Station for Date Range

Start Date: 08/01/2024 | End Date: 08/31/2024

INCIDENT TYPE	# INCIDENTS
Station: 00 - MUTUAL AID RESOURCES	
321 - EMS call, excluding vehicle accident with injury	1
324 - Motor vehicle accident with no injuries.	1
611 - Dispatched & cancelled en route	2
# Incidents for 00 - Mutual Aid Resources:	4

Station: 18 - STATION 18 - Ross	
113 - Cooking fire, confined to container	1
150 - Outside rubbish fire, other	2
321 - EMS call, excluding vehicle accident with injury	10
554 - Assist invalid	1
611 - Dispatched & cancelled en route	6
651 - Smoke scare, odor of smoke	1
730 - System malfunction, other	1
733 - Smoke detector activation due to malfunction	1
735 - Alarm system sounded due to malfunction	1
744 - Detector activation, no fire - unintentional	1
# Incidents for 18 - Station 18 :	25

Station: 19 - STATION 19 - San Anselmo	
113 - Cooking fire, confined to container	1
321 - EMS call, excluding vehicle accident with injury	26
322 - Motor vehicle accident with injuries	1
323 - Motor vehicle/pedestrian accident (MV Ped)	1
444 - Power line down	1
553 - Public service	3
554 - Assist invalid	1
571 - Cover assignment, standby, moveup	1
600 - Good intent call, other	1
611 - Dispatched & cancelled en route	1
621 - Wrong location	1
622 - No incident found on arrival at dispatch address	3
651 - Smoke scare, odor of smoke	2
735 - Alarm system sounded due to malfunction	1
743 - Smoke detector activation, no fire - unintentional	1
# Incidents for 19 - Station 19:	45

Only REVIEWED incidents included.



emergencyreporting.com
Doc Id: 857
Page # 1 of 2

INCIDENT TYPE	# INCIDENTS
Station: 20 - STATION 20 - Sleepy Hollow	
140 - Natural vegetation fire, other	1
321 - EMS call, excluding vehicle accident with injury	26
551 - Assist police or other governmental agency	1
553 - Public service	2
554 - Assist invalid	3
561 - Unauthorized burning	1
611 - Dispatched & cancelled en route	2
622 - No incident found on arrival at dispatch address	1
730 - System malfunction, other	1
733 - Smoke detector activation due to malfunction	1
735 - Alarm system sounded due to malfunction	1
743 - Smoke detector activation, no fire - unintentional	1

Incidents for 20 - Station 20:

41

Station: 21 - STATION 21 - Fairfax	
321 - EMS call, excluding vehicle accident with injury	55
322 - Motor vehicle accident with injuries	2
411 - Gasoline or other flammable liquid spill	1
550 - Public service assistance, other	2
553 - Public service	5
554 - Assist invalid	2
571 - Cover assignment, standby, moveup	4
611 - Dispatched & cancelled en route	6
622 - No incident found on arrival at dispatch address	1
651 - Smoke scare, odor of smoke	1
700 - False alarm or false call, other	1
733 - Smoke detector activation due to malfunction	1
734 - Heat detector activation due to malfunction	1
736 - CO detector activation due to malfunction	1
743 - Smoke detector activation, no fire - unintentional	1
745 - Alarm system activation, no fire - unintentional	1

Incidents for 21 - Station 21:

85

Only REVIEWED incidents included.



emergencyreporting.com
Doc Id: 857
Page # 2 of 2

Ross Valley Fire Dept

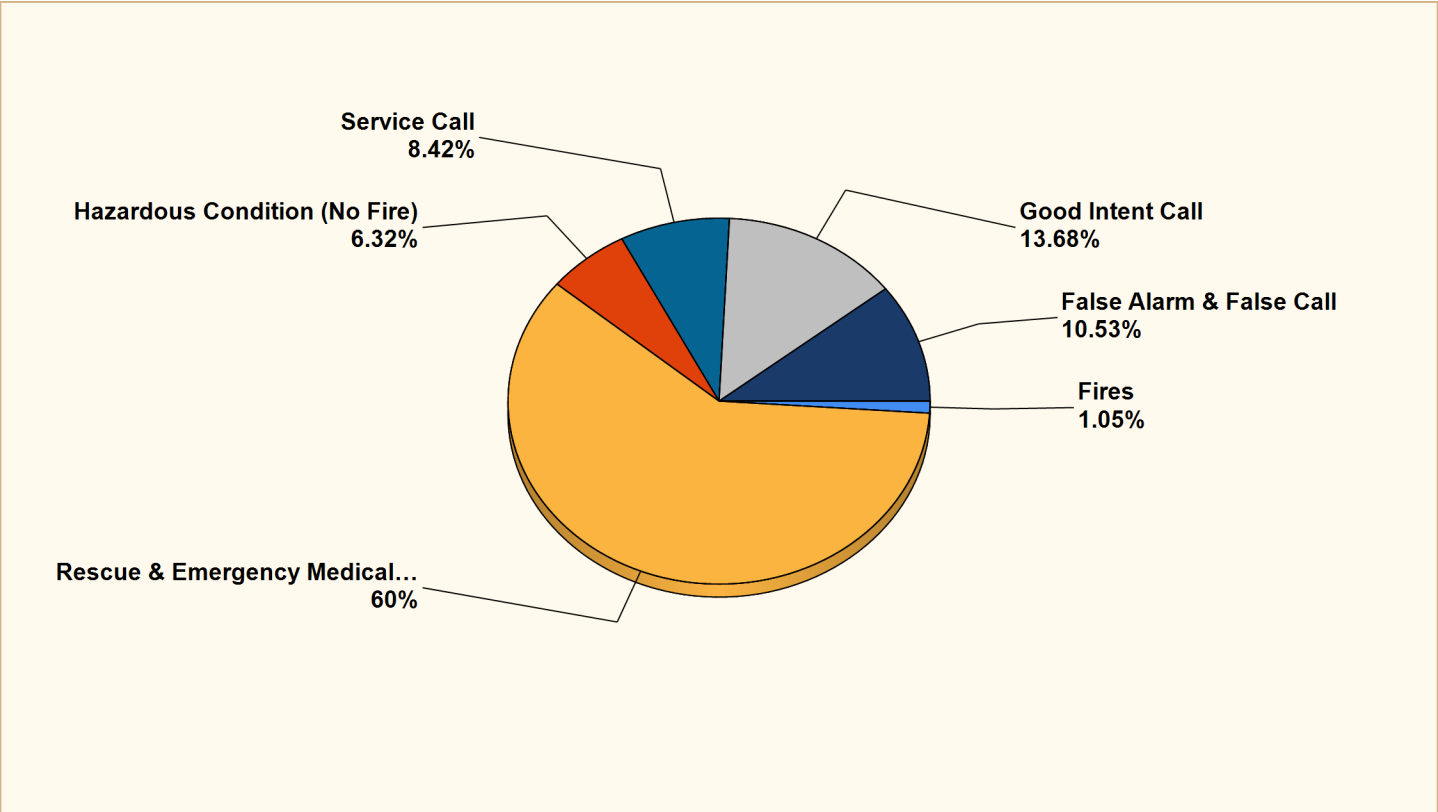
San Anselmo, CA

This report was generated on 10/1/2024 8:27:33 AM



Breakdown by Major Incident Types for Date Range

Zone(s): All Zones | Start Date: 09/01/2024 | End Date: 09/30/2024



MAJOR INCIDENT TYPE	# INCIDENTS	% of TOTAL
Fires	1	1.05%
Rescue & Emergency Medical Service	57	60%
Hazardous Condition (No Fire)	6	6.32%
Service Call	8	8.42%
Good Intent Call	13	13.68%
False Alarm & False Call	10	10.53%
TOTAL	95	100%

Only REVIEWED and/or LOCKED IMPORTED incidents are included. Summary results for a major incident type are not displayed if the count is zero.



EMERGENCY
REPORTING

emergencyreporting.com

Doc Id: 553

Page # 1 of 2

Item 3b

Page 9 of 12

Detailed Breakdown by Incident Type

INCIDENT TYPE	# INCIDENTS	% of TOTAL
111 - Building fire	1	1.05%
321 - EMS call, excluding vehicle accident with injury	55	57.89%
322 - Motor vehicle accident with injuries	1	1.05%
323 - Motor vehicle/pedestrian accident (MV Ped)	1	1.05%
412 - Gas leak (natural gas or LPG)	4	4.21%
441 - Heat from short circuit (wiring), defective/worn	1	1.05%
444 - Power line down	1	1.05%
550 - Public service assistance, other	2	2.11%
553 - Public service	4	4.21%
554 - Assist invalid	2	2.11%
600 - Good intent call, other	1	1.05%
611 - Dispatched & cancelled en route	8	8.42%
651 - Smoke scare, odor of smoke	4	4.21%
700 - False alarm or false call, other	1	1.05%
733 - Smoke detector activation due to malfunction	2	2.11%
735 - Alarm system sounded due to malfunction	1	1.05%
736 - CO detector activation due to malfunction	1	1.05%
743 - Smoke detector activation, no fire - unintentional	1	1.05%
744 - Detector activation, no fire - unintentional	3	3.16%
745 - Alarm system activation, no fire - unintentional	1	1.05%
TOTAL INCIDENTS:	95	100%

Only REVIEWED and/or LOCKED IMPORTED incidents are included. Summary results for a major incident type are not displayed if the count is zero.



emergencyreporting.com

Doc Id: 553

Page # 2 of 2

Item 3b

Page 10 of 12

Ross Valley Fire Dept

San Anselmo, CA

This report was generated on 10/1/2024 8:28:29 AM



Incident Type Count per Station for Date Range

Start Date: 09/01/2024 | End Date: 09/30/2024

INCIDENT TYPE	# INCIDENTS
Station: 18 - STATION 18 - Ross	
111 - Building fire	1
321 - EMS call, excluding vehicle accident with injury	4
441 - Heat from short circuit (wiring), defective/worn	1
550 - Public service assistance, other	1
553 - Public service	1
611 - Dispatched & cancelled en route	1
651 - Smoke scare, odor of smoke	2
733 - Smoke detector activation due to malfunction	1
744 - Detector activation, no fire - unintentional	1

Incidents for 18 - Station 18 : 13

Station: 19 - STATION 19 - San Anselmo	
321 - EMS call, excluding vehicle accident with injury	13
322 - Motor vehicle accident with injuries	1
412 - Gas leak (natural gas or LPG)	1
550 - Public service assistance, other	1
553 - Public service	1
600 - Good intent call, other	1
611 - Dispatched & cancelled en route	1
743 - Smoke detector activation, no fire - unintentional	1
744 - Detector activation, no fire - unintentional	1

Incidents for 19 - Station 19: 21

Station: 20 - STATION 20 - Sleepy Hollow	
321 - EMS call, excluding vehicle accident with injury	8
412 - Gas leak (natural gas or LPG)	2
611 - Dispatched & cancelled en route	2
700 - False alarm or false call, other	1
733 - Smoke detector activation due to malfunction	1
735 - Alarm system sounded due to malfunction	1
745 - Alarm system activation, no fire - unintentional	1

Incidents for 20 - Station 20: 16

Station: 21 - STATION 21 - Fairfax	
321 - EMS call, excluding vehicle accident with injury	30
323 - Motor vehicle/pedestrian accident (MV Ped)	1

Only REVIEWED incidents included.



emergencyreporting.com
Doc Id: 857
Page # 1 of 2

INCIDENT TYPE	# INCIDENTS
412 - Gas leak (natural gas or LPG)	1
444 - Power line down	1
553 - Public service	2
554 - Assist invalid	2
611 - Dispatched & cancelled en route	4
651 - Smoke scare, odor of smoke	2
736 - CO detector activation due to malfunction	1
744 - Detector activation, no fire - unintentional	1

Incidents for 21 - Station 21:

45

Only REVIEWED incidents included.



emergencyreporting.com
Doc Id: 857
Page # 2 of 2